

# SPEC SHEET + MEASUREMENTS

PORT AUTHORITY.

Port Authority® Easy Care Cap. C608

## Product photo

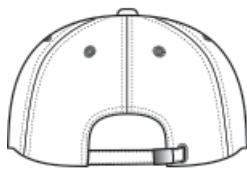


- Fabric: 65/35 poly/cotton
- Structure: Structured
- Profile: Mid
- Closure: Self-fabric adjustable slide closure with brushed nickel buckle and grommet

## Sketches



front



back

# SPEC SHEET + MEASUREMENTS

PORT AUTHORITY

Port Authority® Easy Care Cap. C608

## PRODUCT MEASUREMENTS

	OSFA
Crown Height	6 1/8
Width of Front Panel(s)	6 3/4
Bill/Visor Length	2 5/8

**Crown Height:** Measure from middle of button at top, to brim seam along center front.

**Width of Front Panel(s):** Measure from side seam to side seam along bottom of crown (where bill meets crown along seam).

**Bill/Visor Length:** Measure from outside edge of bill to crown seam at center front.

## SIZE CHARTS

	OSFA
Hat Size	6 5/8- 8
Head Size	20 7/8- 25 1/8

# SPEC SHEET + MEASUREMENTS

PORT AUTHORITY.









Port Authority® Easy Care Cap. C608

## HOW TO MEASURE

### HATS

Measure the circumference around the head, above the eyebrow and at the widest part of the head.  
Divide number by 3.14 for hat size.

## COLORS

							
Black PMS BLACK C	Burgundy PMS 7428C	Navy PMS 7547C	Red PMS 201C	Royal PMS 7687C	Steel Grey PMS 7540C	Stone PMS NO MATCH	White