

## SPEC SHEET + MEASUREMENTS



### District® Women's Re-Tee® V-Neck. DT8001

#### Product photo



The affordable Re-Tee is 100% recycled fabric and never re-dyed, made from reclaimed material that otherwise could end up in a landfill. Soft. Comfy. High-quality. Doing good for the planet feels as good on the inside as it does on the outside.

- 5.3-ounce, 60% recycled cotton/40% recycled polyester, 24 singles
- 54% recycled cotton/40% recycled polyester/6% recycled rayon, 24 singles (Light Heather Grey)
- This product's carbon footprint has been measured and reduced through a combination of preferred materials and investing in carbon offset projects through the ClimeCo Certified Product™ Program
- Relaxed fit
- 1x1 rib knit neck
- Shoulder to shoulder taping
- Side vents
- Tag-free label

#### Sketches



front



back

*The production process infuses each garment with unique character. Please allow for some color variation. A C-FREE® Product*

We start by reducing the product's impact by switching to at least 50% preferred materials. We then measure and reduce the total carbon footprint of each product in the C-FREE program—from cradle-to-grave—through the ClimeCo Certified Product™ Program. This certification purchases third-party, verified carbon offsets through ClimeCo.

#### CARE INSTRUCTIONS

Machine wash cold with like colors. Do not bleach. Tumble dry low. Cool iron if necessary.

## SPEC SHEET + MEASUREMENTS



District® Women's Re-Tee® V-Neck. DT8001

### PRODUCT MEASUREMENTS

	XS	S	M	L	XL	XXL	3XL	4XL
Size	2	4/6	8/10	12/14	16/18	20/22	24/26	28/30
Body Length at Back	25 1/2	26	26 1/2	27	27 1/2	28	28 1/2	29
Bust	17 3/8	18 3/8	19 3/8	20 7/8	22 3/8	23 7/8	25 7/8	27 7/8
Sleeve Length from Center Back	13	13 1/2	14	14 5/8	15 1/4	15 7/8	16 1/2	17 1/8

**Body Length at Back:** Measured from high point shoulder to finished hem at back.

**Bust:** Measured across the chest one inch below armhole when laid flat.

**Sleeve Length from Center Back:** Measure from Center Back neck to shoulder point to sleeve hem.

### SIZE CHARTS

	XS	S	M	L	XL	XXL	3XL	4XL
Size	2	4/6	8/10	12/14	16/18	20/22	24/26	28/30
Chest	32-34	35-36	37-38	39-41	42-44	45-47	48-51	52-55

# SPEC SHEET + MEASUREMENTS



District® Women's Re-Tee® V-Neck. DT8001












## HOW TO MEASURE



### BUST

Measure under the arm and around the fullest part of the bust with arms down, keeping tape horizontal.

## COLORS

							
		Black PMS BLACK C	Blue Heather PMS 7686C	Charcoal Heather PMS 426C	Crystal Blue PMS NO MATCH	Deep Brown Heather PMS 412C	Heathered Navy PMS 2379C
							
Light Heather Grey PMS COOL GREY 5C	Maize Yellow PMS 143C	Maroon Heather PMS 7644C	Ruby Red PMS 200C	True Navy			