


PORT AUTHORITY.

Port Authority® Women's Short Sleeve Easy Care Shirt. L508




This comfortable wash-and-wear shirt is indispensable for the workday. Wrinkle resistance makes this shirt a cut above the competition so you and your staff can be, too.


- 4.5-ounce, 55/45 cotton/poly
- Traditional, relaxed look
- Open collar
- Dyed-to-match buttons

**CARE INSTRUCTIONS**

Machine wash warm with like colors. Only non-chlorine bleach when needed. Tumble dry low. Warm iron if necessary.

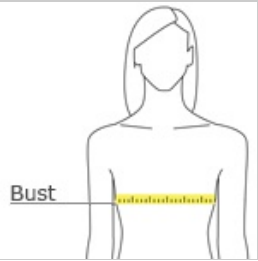


front



back

HOW TO MEASURE



**BUST**


Measure under the arm and around the fullest part of the bust with arms down, keeping tape horizontal.

SIZE CHART


	XS	S	M	L	XL	XXL	3XL	4XL	5XL	6XL
Size	2	4/6	8/10	12/14	16/18	20/22	24/26	28/30	32/34	36/38
Bust	32-34	35-36	37-38	39-41	42-44	45-47	48-51	52-55	56-59	60-63

COLOR INFORMATION


Please note: PMS code information is shown only when an exact match is available.




Black/ Light Stone  
PMS BLACK C




Burgundy/ Light Stone  
PMS 7428C




Clover Green  
PMS 7763C




Dark Green/ Navy  
PMS 5467C




Light Blue/ Light Stone  
PMS 7451C




Light Pink  
PMS 196C




Navy/ Light Stone  
PMS 533C




Purple/ Light Stone  
PMS 7679C




Red/ Light Stone  
PMS 187C




Royal/ Classic Navy  
PMS 7687C




Steel Grey/ Light Stone  
PMS 7540C




Stone




Strong Blue  
PMS 2133C



Teal Green  
PMS 7715C



Ultramarine Blue  
PMS 7455C



White/ Light Stone  
PMS 9202C