

## SPEC SHEET + MEASUREMENTS

**PORT&CO.**

Port & Co<sup>™</sup> Core Fleece Sweatpant with Pockets. PC78P

### Product photo



Cozy sweats in our core weight.

- 7.8-ounce, 50/50 cotton/poly fleece
- Air jet yarn for softness
- Elastic waistband with drawcord
- Open bottom cuffs

### CARE INSTRUCTIONS

Machine wash cold, inside out with like colors. Only non-chlorine bleach, when needed. Tumble dry low. Do not iron.

### Sketches



front



back

# SPEC SHEET + MEASUREMENTS

**PORT&CO.**

Port & Co<sup>™</sup> Core Fleece Sweatpant with Pockets. PC78P

## PRODUCT MEASUREMENTS

	S	M	L	XL	2XL	3XL	4XL
Waist	13	14	15	16	18	20	22
Inseam	32	32 1/2	33	33 1/2	34	34 1/2	34 1/2

**Waist:** Measured point to point across the waistband when laid flat.

**Inseam:** Measured from crotch seam to hem.

## SIZE CHARTS

	S	M	L	XL	2XL	3XL	4XL
Waist	29-31	32-34	35-37	38-40	41-43	44-47	48-51
Inseam	31	32	32	33	33 1/2	34	34 1/2

## HOW TO MEASURE



### WAIST









Measure around the smallest part of the natural waist.

SPEC SHEET + MEASUREMENTS



Port & Co<sup>™</sup> Core Fleece Sweatpant with Pockets. PC78P

COLORS

							
Ash PMS COOL GRAY 3C	Athletic Heather PMS COOL GRAY 7C	Charcoal PMS COOL GRAY 11C	Jet Black PMS BLACK C	Navy PMS 2380C	Red PMS 200C	Royal PMS 2133C	White