

SPEC SHEET + MEASUREMENTS

PORT&CO.

Port & Co[™] Ring Spun Cotton Tee. PC150

Product photo



Soon to be your favorite tee. Discover the extra soft difference 100% ring spun cotton makes in this finer, smooth-faced and durable must-have tee that features 1-inch extra length in the body.

- 5.5-ounce, 100% ring spun cotton
- 90/10 ring spun cotton/poly (Athletic Heather)
- Removable tag for comfort and relabeling
- Rib knit collar
- Self back neck tape

CARE INSTRUCTIONS

Machine wash cold, inside out with like colors. Only non-chlorine bleach when needed. Tumble dry low. Do not iron.

Sketches



front



back

SPEC SHEET + MEASUREMENTS

PORT&CO.

Port & Co[™] Ring Spun Cotton Tee. PC150

PRODUCT MEASUREMENTS

	S	M	L	XL	2XL	3XL	4XL
Chest	18	20	22	24	26	28	30
Sleeve Length	16 3/4	17 3/4	18 3/4	19 3/4	20 3/4	21 3/4	22 3/4
Body Length at Back	28	29	31	32	33	34	35

- Chest:** Measured across the chest one inch below armhole when laid flat.
- Sleeve Length:** Start at center of neck and measure down shoulder, down sleeve to hem.
- Body Length at Back:** Measured from high point shoulder to finished hem at back.

SIZE CHARTS

	XS	S	M	L	XL	2XL	3XL	4XL
Chest	32-34	35-37	38-40	41-43	44-46	47-49	50-52	53-55

HOW TO MEASURE



CHEST














Measure under the arm and around the fullest part of the chest with arms down, keeping tape horizontal.

SPEC SHEET + MEASUREMENTS

PORT&CO.

Port & Co[™] Ring Spun Cotton Tee. PC150

COLORS

							
	Aquatic Blue PMS 2389C	Athletic Heather	Candy Pink PMS 189C	Cardinal PMS 7638C	Charcoal PMS COOL GRAY 11C	Clover Green PMS 347C	Jet Black PMS BLACK C
							
Navy PMS 2380C	Red PMS 200C	Royal PMS 2133C	Sangria	Silver PMS 435C	White		