

# SHOELACES - 36IN

## Artwork Layout

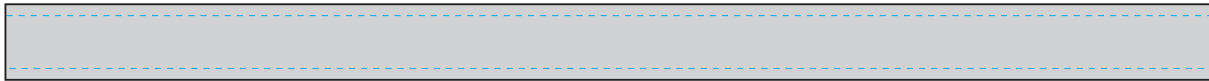
Final Dimensions: 0.375" W x 36.0" L

Blue dotted line marks artwork safe zone

Black line marks product edge


NOTE: ART SHOWN AT 100%

FRONT




NOTE: ART SHOWN AT 37.5%

FRONT



BACK



## DESIGN INFORMATION

Aglet can only be clear plastic

All important artwork and logos should be 1.5mm from top and bottom edge

Front of shoelaces is exact placement - Back of shoelaces is solid colors or all-over patterns only

Artwork is always printed in CMYK, PMS colors are for reference only

For best results, use a line thickness of atleast 0.25mm

# SHOELACES - 36IN

## WRAP TAG

### Artwork Layout

NOTE: Art shown at 100% of actual size

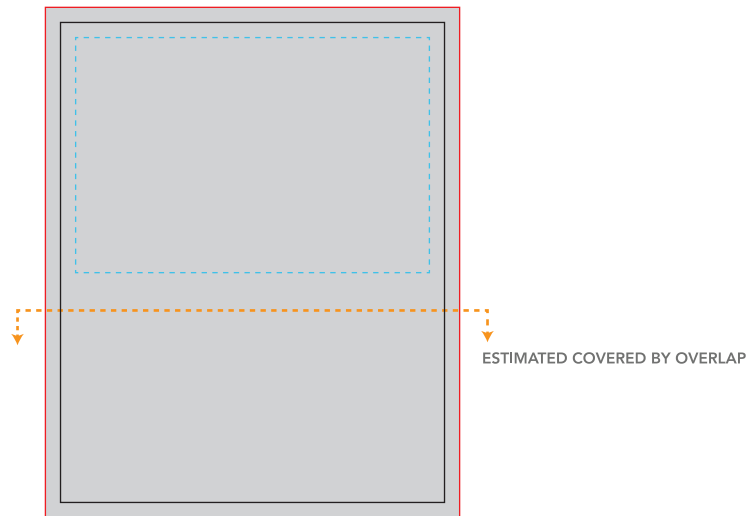
Final Dimensions: 2.0" W x 2.5" H

Blue dotted line marks artwork safe zone

All artwork must bleed to red line

Artwork will be covered under orange dotted line

Black line marks product edge



### DESIGN INFORMATION

Important artwork should be placed towards the top end of the wraptag  
Packaging will not perfectly match product when requested in the same color

Artwork is always printed in CMYK, PMS colors are for reference only

For best results, use a line thickness of at least 0.1mm

# SHOELACES - 36IN

## DIFFERENT DESIGN ON LEFT & RIGHT LACES

### Artwork Layout

Final Dimensions: 0.375" W x 36.0" L

Blue dotted line marks artwork safe zone

Black line marks product edge

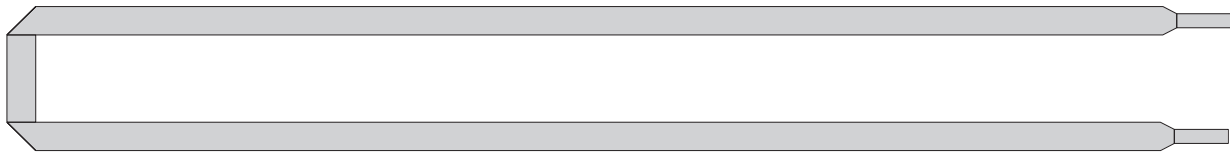
NOTE: ART SHOWN AT 100%

FRONT




NOTE: ART SHOWN AT 37.5%

FRONT



BACK



### DESIGN INFORMATION

Aglet can only be clear plastic

All important artwork and logos should be 1.5mm from top and bottom edge

Front of shoelaces is exact placement - Back of shoelaces is solid colors or all-over patterns only

Artwork is always printed in CMYK, PMS colors are for reference only

For best results, use a line thickness of atleast 0.25mmv