



This comfortable wash-and-wear shirt is indispensable for the workday. Wrinkle resistance makes this shirt a cut above the competition so you and your staff can be, too.

- 4.5-ounce, 55/45 cotton/poly
- Button-down collar
- Dyed-to-match buttons
- Left chest pocket
- Back box pleat

CARE INSTRUCTIONS

Machine wash warm with like colors. Do not bleach. Tumble dry low. Warm iron if necessary.

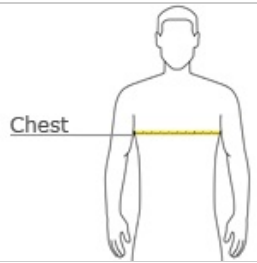


front



back

HOW TO MEASURE



CHEST WIDTH
















Measure under the arm and around the fullest part of the chest with arms down, keeping tape horizontal.

SIZE CHART

	XS	S	M	L	XL	2XL	3XL	4XL	5XL	6XL
Chest	32-34	35-37	38-40	41-43	44-46	47-49	50-53	54-57	58-60	61-63
Neck	16 1/2	16 1/2	17	17 1/2	18 1/2	19 1/4	20	20 3/4	21 1/2	22 1/4

COLOR INFORMATION

Please note: PMS code information is shown only when an exact match is available.

 Black/ Light Stone PMS BLACK C	 Burgundy/ Light Stone PMS 7428C	 Clover Green PMS 7763C	 Dark Green/ Navy PMS 5467C	 Light Blue/ Light Stone PMS 7451C	 Navy/ Light Stone PMS 533C	 Purple/ Light Stone PMS 7679C	 Red/ Light Stone PMS 187C	 Royal/ Classic Navy PMS 7687C	 Steel Grey/ Light Stone PMS 7540C	 Stone
 Strong Blue PMS 2133C	 Teal Green PMS 7715C	 Ultramarine Blue PMS 7455C	 White/ Light Stone PMS 9202C							