

Port & Co™ Essential Fleece Crewneck
Sweatshirt. PC90



Nothing is better for relaxing than our 9-ounce favorite at a budget-friendly price.

- 9-ounce, 50/50 cotton/poly fleece
- Air jet yarn for softness
- Removable tag for comfort and relabeling

CARE INSTRUCTIONS

Machine wash cold, inside out, with like colors. Only non-chlorine bleach when needed. Tumble dry medium. Medium-hot iron. Do not iron decoration.



front



back

HOW TO MEASURE



















CHEST WIDTH
Measure under the arm and around the fullest part of the chest with arms down, keeping tape horizontal.

SIZE CHART

	S	M	L	XL	2XL	3XL	4XL
Chest	35-37	38-40	41-43	44-46	47-49	50-53	54-57

COLOR INFORMATION

Please note: PMS code information is shown only when an exact match is available.

 Ash PMS COOL GRAY 3C	 Athletic Heather PMS COOL GRAY 7C	 Cardinal PMS 7638C	 Charcoal PMS COOL GRAY 11C	 Dark Green PMS 560C	 Jet Black PMS BLACK C	 Kelly PMS 340C	 Maroon PMS 490C	 Navy PMS 2380C	 Orange PMS 172C	 Purple PMS 7672C
 Red PMS 200C	 Royal PMS 2133C	 Safety Green	 Safety Orange PMS 021 C	 White						