

# SPEC SHEET + MEASUREMENTS

PORT AUTHORITY.

Port Authority® Tall Long Sleeve Twill Shirt. TLS600T

## Product photo



Clean, crisp and versatile, our twill shirt has a professional appearance with comfortable, garment-washed softness.

- 5-ounce, 100% cotton
- Button-down collar
- Horn-tone buttons
- Left chest pocket
- Back box pleat
- Rounded adjustable cuffs

## CARE INSTRUCTIONS

Machine wash cold with like colors. Do not bleach. Do not dry clean. Tumble dry low. Warm iron if necessary.

## Sketches



front



back

# SPEC SHEET + MEASUREMENTS

PORT AUTHORITY

Port Authority® Tall Long Sleeve Twill Shirt. TLS600T

## PRODUCT MEASUREMENTS

	LT	XLT	2XLT	3XLT	4XLT
Chest Width	24 1/2	26	27 1/2	29	30 1/2
Sleeve Length	37	38 1/2	39 1/2	40 1/2	41 1/2
Neck	17	17 1/2	18	18 1/2	19
Body Length at Back	33 1/2	35	35 1/2	36 1/2	37
Pocket Height	5 3/4	5 3/4	5 3/4	5 3/4	6
Pocket Width	5 1/4	5 1/4	5 1/4	5 1/4	5 1/2

**Chest Width:** Measured across the chest one inch below armhole when laid flat.

**Sleeve Length:** Start at center of neck and measure down shoulder, down sleeve to hem.

**Neck:** Measured from center of button to center of buttonhole.

**Body Length at Back:** Measured from high point shoulder to finished hem at back.

**Pocket Height:** Measure from top to bottom at center.

**Pocket Width:** Measure from side to side at top edge.

# SPEC SHEET + MEASUREMENTS

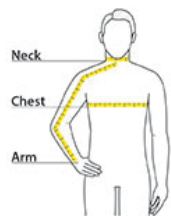
PORT AUTHORITY

Port Authority® Tall Long Sleeve Twill Shirt. TLS600T

## SIZE CHARTS

	LT	XLT	2XLT	3XLT	4XLT
Chest	41-43	44-46	47-49	50-53	54-57
Neck	16 - 16 1/2	16 1/2 - 17	17 - 17 1/2	17 1/2 - 18	18 - 18 1/2
Arm	36 1/2	38	39	40	41




## HOW TO MEASURE



**Neck** Measure around the fullest part of the neck at the base.

**Chest Width** Measure under the arm and around the fullest part of the chest with arms down, keeping tape horizontal. **Arm** Place hand on hip. Start at the center of the back of the neck and measure across the shoulder, to the elbow, and then down to the wrist.

## COLORS

		
Black PMS BLACK C	Classic Navy PMS 433C	Khaki PMS 7530C