

# ▶ TENSION DISPLAYS




- ✓ Simplified tubing technology that connects together quickly for fast assembly.
- ✓ Travel friendly & easy to transport.



## PRODUCT FEATURES

### A. CASE-2-COUNTER

*Stores all of your booth items and converts into the frame for your counter.*



### B. THUMB LOCK PUSH BUTTON

*Push button technology to lock and unlock the tubing frame.*



### C. ALUMINUM POLES

*Strong and durable aluminum tubes.*



### D. NUMBER MATCHING SYSTEM

*Connect each pole with its respective number to easily assemble.*



### E. WRINKLE-FREE FITTED FABRIC

*Easily slides on to create a sleek presentation.*



## CASE-2-COUNTER

### TRAVEL



### UNLOAD



### ASSEMBLE



### PRESENT



# TENSION DISPLAYS

## 10' x 10' BOOTHS

### BOOTH 1107

| ITEM # | PRICE  | INCLUDES                          |     |
|--------|--------|-----------------------------------|-----|
| 200009 | \$1723 | 1 Wall, 1 Case/Counter, & 1 Light | (E) |

#### PRODUCT SPECIFICATIONS

| ITEM    | DIMENSIONS         | WEIGHT  |
|---------|--------------------|---------|
| Wall    | 95"W x 90"H        | 16 lbs. |
| Counter | 38"W x 39"H x 19"D | 20 lbs. |

\*Flooring not included



### BOOTH 1109

| ITEM # | PRICE  | INCLUDES   |     |
|--------|--------|--|-----|
| 200011 | \$1892 | 1 Wall, 1 Case/Counter, 1 Side Shelf, 1 TV Mount & 1 Light | (E) |

#### PRODUCT SPECIFICATIONS

| ITEM       | DIMENSIONS         | WEIGHT  |
|------------|--------------------|---------|
| Wall       | 95"W x 100"H       | 16 lbs. |
| Counter    | 38"W x 39"H x 19"D | 20 lbs. |
| Side Shelf | 20"W x 41"H x 14"D | 8 lbs.  |

\*TV and flooring not included



### BOOTH 1111

| ITEM # | PRICE  | INCLUDES   |     |
|--------|--------|--|-----|
| 200013 | \$1989 | 1 Wall, 1 Banner, 1 Case/Counter, 1 Side Shelf, 1 TV Mount & 1 Light | (E) |

#### PRODUCT SPECIFICATIONS

| ITEM       | DIMENSIONS         | WEIGHT  |
|------------|--------------------|---------|
| Wall       | 79"W x 90"H        | 15 lbs. |
| Banner     | 40"W x 90"H        | 11 lbs. |
| Counter    | 38"W x 39"H x 19"D | 20 lbs. |
| Side Shelf | 20"W x 41"H x 14"D | 8 lbs.  |

\*TV and flooring not included




### BOOTH 1108

| ITEM # | PRICE  | INCLUDES   |     |
|--------|--------|--|-----|
| 200010 | \$2013 | 1 Wall, 1 Banner, 1 Case/Counter, 1 Side Shelf, 1 TV Mount & 1 Light | (E) |

#### PRODUCT SPECIFICATIONS

| ITEM       | DIMENSIONS         | WEIGHT  |
|------------|--------------------|---------|
| Wall       | 79"W x 100"H       | 15 lbs. |
| Banner     | 40"W x 100"H       | 12 lbs. |
| Counter    | 38"W x 39"H x 19"D | 20 lbs. |
| Side Shelf | 20"W x 41"H x 14"D | 8 lbs.  |

\*TV and flooring not included



# ▶ TENSION DISPLAYS

## 10' x 10' BOOTHS

### BOOTH 1105

| ITEM # | PRICE  | INCLUDES   |     |
|--------|--------|--|-----|
| 200007 | \$2027 | 1 Wall, 1 Banner, 1 Case/Counter, 1 Side Shelf, 1 TV Mount & 1 Light | (E) |

#### PRODUCT SPECIFICATIONS

| ITEM       | DIMENSIONS         | WEIGHT  |
|------------|--------------------|---------|
| Wall       | 79"W x 100"H       | 16 lbs. |
| Banner     | 40"W x 100"H       | 12 lbs. |
| Counter    | 38"W x 39"H x 19"D | 20 lbs. |
| Side Shelf | 20"W x 41"H x 14"D | 8 lbs.  |

\*TV and flooring not included



### BOOTH 1104

| ITEM # | PRICE  | INCLUDES   |     |
|--------|--------|--|-----|
| 200006 | \$2013 | 1 Wall, 1 Banner, 1 Case/Counter, 1 Side Shelf, 1 TV Mount & 1 Light | (E) |

#### PRODUCT SPECIFICATIONS

| ITEM       | DIMENSIONS         | WEIGHT  |
|------------|--------------------|---------|
| Wall       | 79"W x 100"H       | 15 lbs. |
| Banner     | 40"W x 100"H       | 12 lbs. |
| Counter    | 38"W x 39"H x 19"D | 20 lbs. |
| Side Shelf | 20"W x 41"H x 14"D | 8 lbs.  |

\*TV and flooring not included



### BOOTH 1106

| ITEM # | PRICE  | INCLUDES   |     |
|--------|--------|--|-----|
| 200008 | \$2018 | 1 Wall, 1 Banner, 1 Case/Counter, 1 TV Mount/Shelf & 1 Light | (E) |

#### PRODUCT SPECIFICATIONS

| ITEM    | DIMENSIONS         | WEIGHT  |
|---------|--------------------|---------|
| Wall    | 79"W x 100"H       | 15 lbs. |
| Banner  | 40"W x 102"H       | 17 lbs. |
| Counter | 38"W x 39"H x 19"D | 20 lbs. |

\*TV and flooring not included



### BOOTH 1110

| ITEM # | PRICE  | INCLUDES   |     |
|--------|--------|--|-----|
| 200012 | \$2033 | 1 Wall, 1 Banner, 1 Case/Counter, 1 Side Shelf, 1 TV Mount & 1 Light | (E) |

#### PRODUCT SPECIFICATIONS

| ITEM       | DIMENSIONS         | WEIGHT  |
|------------|--------------------|---------|
| Wall       | 79"W x 90"H        | 15 lbs. |
| Banner     | 40"W x 100"H       | 17 lbs. |
| Counter    | 38"W x 39"H x 19"D | 20 lbs. |
| Side Shelf | 20"W x 41"H x 14"D | 8 lbs.  |

\*TV and flooring not included



# ▶ TENSION DISPLAYS

## 10' x 10' BOOTHS

### BOOTH 1101

| ITEM # | PRICE  | INCLUDES  |     |
|--------|--------|---|-----|
| 200003 | \$2923 | 1 Wall, 1 Tower, 1 Arch, 1 Case/Counter, 1 TV Mount & 1 Light | (E) |

#### PRODUCT SPECIFICATIONS

| ITEM    | DIMENSIONS          | WEIGHT  |
|---------|---------------------|---------|
| Wall    | 79"W x 100"H        | 16 lbs. |
| Tower   | 40"W x 120"H x 16"D | 42 lbs. |
| Arch    | 40"W x 91"H x 102"D | 22 lbs. |
| Counter | 38"W x 39"H x 19"D  | 20 lbs. |

\*TV and flooring not included



### BOOTH 1102

| ITEM # | PRICE  | INCLUDES  |     |
|--------|--------|---|-----|
| 200004 | \$2322 | 1 Wall, 1 Arch, 1 Case/Counter, 1 Side Shelf, 1 TV Mount, & 1 Light | (E) |

#### PRODUCT SPECIFICATIONS

| ITEM       | DIMENSIONS          | WEIGHT  |
|------------|---------------------|---------|
| Wall       | 79"W x 100"H        | 16 lbs. |
| Arch       | 40"W x 91"H x 102"D | 22 lbs. |
| Counter    | 38"W x 39"H x 19"D  | 20 lbs. |
| Side Shelf | 20"W x 41"H x 14"D  | 8 lbs.  |

\*TV and flooring not included



### BOOTH 1103

| ITEM # | PRICE  | INCLUDES   |     |
|--------|--------|--|-----|
| 200005 | \$1994 | 1 Wall, 1 Banner, 1 Awning/Counter, 1 Side Shelf, 1 TV Mount & 1 Light | (E) |

#### PRODUCT SPECIFICATIONS

| ITEM           | DIMENSIONS           | WEIGHT  |
|----------------|----------------------|---------|
| Wall           | 79"W x 90"H          | 15 lbs. |
| Banner         | 40"W x 128"H         | 13 lbs. |
| Awning/Counter | 24"W x 104"H x 118"D | 28 lbs. |
| Side Shelf     | 20"W x 41"H x 14"D   | 8 lbs.  |

\*TV and flooring not included



### BOOTH 1112

| ITEM # | PRICE  | INCLUDES  |     |
|--------|--------|---|-----|
| 200014 | \$2107 | 1 Wall, 1 Shelf, 1 Case/Counter, 1 TV Mount & 1 Light | (E) |

#### PRODUCT SPECIFICATIONS

| ITEM    | DIMENSIONS         | WEIGHT  |
|---------|--------------------|---------|
| Wall    | 115"W x 90"H       | 16 lbs. |
| Shelf   | 28"W x 92"H        | 28 lbs. |
| Counter | 38"W x 39"H x 19"D | 20 lbs. |

\*TV, clothing, hangers, and flooring not included



# TENSION DISPLAYS

## 10' x 20' BOOTHS

### BOOTH 1213

| ITEM # | PRICE  | INCLUDES  |
|--------|--------|---|
| 200027 | \$3981 | 1 Wall, 2 Banners, 2 Case/Counters, 2 Side Shelves, (E)<br>2 TV Mounts & 2 Lights |

#### PRODUCT SPECIFICATIONS

| ITEM       | DIMENSIONS         | WEIGHT  |
|------------|--------------------|---------|
| Wall       | 95"W x 128"H       | 18 lbs. |
| Banner     | 59"W x 100"H       | 14 lbs. |
| Counter    | 38"W x 39"H x 19"D | 20 lbs. |
| Side Shelf | 20"W x 41"H x 14"D | 8 lbs.  |

\*TVs and flooring not included



### BOOTH 1209

| ITEM # | PRICE  | INCLUDES  |
|--------|--------|---|
| 200023 | \$3919 | 1 Wall, 2 Banners, 2 Case/Counters, 2 Side Shelves, (E)<br>2 TV Mounts & 2 Lights |

#### PRODUCT SPECIFICATIONS

| ITEM       | DIMENSIONS         | WEIGHT  |
|------------|--------------------|---------|
| Wall       | 95"W x 100"H       | 16 lbs. |
| Banner     | 59"W x 100"H       | 14 lbs. |
| Counter    | 38"W x 39"H x 19"D | 20 lbs. |
| Side Shelf | 20"W x 41"H x 14"D | 8 lbs.  |

\*TVs and flooring not included



### BOOTH 1207

| ITEM # | PRICE  | INCLUDES  |
|--------|--------|---|
| 200021 | \$3864 | 1 Wall, 2 Banners, 2 Case/Counters, 2 Side Shelves, (E)<br>2 TV Mounts & 2 Lights |

#### PRODUCT SPECIFICATIONS

| ITEM       | DIMENSIONS         | WEIGHT  |
|------------|--------------------|---------|
| Wall       | 95"W x 100"H       | 16 lbs. |
| Banner     | 59"W x 90"H        | 14 lbs. |
| Counter    | 38"W x 39"H x 19"D | 20 lbs. |
| Side Shelf | 20"W x 41"H x 14"D | 8 lbs.  |

\*TVs and flooring not included



### BOOTH 1206

| ITEM # | PRICE  | INCLUDES   |
|--------|--------|--|
| 200020 | \$3938 | 3 Walls, 2 Case/Counters, 2 Side Shelves, (E)<br>1 TV Mount & 2 Lights |

#### PRODUCT SPECIFICATIONS

| ITEM        | DIMENSIONS         | WEIGHT  |
|-------------|--------------------|---------|
| Curved Wall | 79"W x 100"H       | 15 lbs. |
| Wall        | 79"W x 100"H       | 16 lbs. |
| Counter     | 38"W x 39"H x 19"D | 20 lbs. |
| Side Shelf  | 20"W x 41"H x 14"D | 8 lbs.  |

\*TV and flooring not included



# TENSION DISPLAYS

## 10' x 20' BOOTHS

### BOOTH 1203

| ITEM # | PRICE  | INCLUDES   |
|--------|--------|--|
| 200017 | \$4396 | 3 Walls, 1 Arch, 2 Case/Counters, 2 Side Shelves, 1 TV Mount, & 2 Lights (E) |

#### PRODUCT SPECIFICATIONS

| ITEM        | DIMENSIONS          | WEIGHT  |
|-------------|---------------------|---------|
| Curved Wall | 79"W x 100"H        | 15 lbs. |
| Wall        | 79"W x 90"H         | 15 lbs. |
| Arch        | 40"W x 91"H x 102"D | 22 lbs. |
| Counter     | 38"W x 39"H x 19"D  | 20 lbs. |
| Side Shelf  | 20"W x 41"H x 14"D  | 8 lbs.  |

\*TV and flooring not included



### BOOTH 1215

| ITEM # | PRICE  | INCLUDES   |
|--------|--------|--|
| 200029 | \$3941 | 3 Walls, 2 Case/Counters, 2 Side Shelves, 2 TV Mounts & 2 Lights (E) |

#### PRODUCT SPECIFICATIONS

| ITEM       | DIMENSIONS         | WEIGHT  |
|------------|--------------------|---------|
| Wall       | 79"W x 100"H       | 15 lbs. |
| Counter    | 38"W x 39"H x 19"D | 20 lbs. |
| Side Shelf | 20"W x 41"H x 14"D | 8 lbs.  |

\*TVs and flooring not included



### BOOTH 1212

| ITEM # | PRICE  | INCLUDES   |
|--------|--------|--|
| 200026 | \$3881 | 1 Wall, 2 Banners, 2 Case/Counters, 2 Side Shelves, 2 TV Mounts & 2 Lights (E) |

#### PRODUCT SPECIFICATIONS

| ITEM       | DIMENSIONS         | WEIGHT  |
|------------|--------------------|---------|
| Wall       | 95"W x 100"H       | 16 lbs. |
| Banner     | 59"W x 100"H       | 14 lbs. |
| Counter    | 38"W x 39"H x 19"D | 20 lbs. |
| Side Shelf | 20"W x 41"H x 14"D | 8 lbs.  |

\*TVs and flooring not included



### BOOTH 1208

| ITEM # | PRICE  | INCLUDES  |
|--------|--------|---|
| 200022 | \$3863 | 1 Wall, 2 Banners, 2 Case/Counters, 2 Side Shelves, 1 TV Mount & 2 Lights (E) |

#### PRODUCT SPECIFICATIONS

| ITEM          | DIMENSIONS         | WEIGHT  |
|---------------|--------------------|---------|
| Wall          | 95"W x 100"H       | 16 lbs. |
| Angled Banner | 59"W x 100"H       | 14 lbs. |
| Curved Banner | 59"W x 100"H       | 14 lbs. |
| Counter       | 38"W x 39"H x 19"D | 20 lbs. |
| Side Shelf    | 20"W x 41"H x 14"D | 8 lbs.  |

\*TV and flooring not included



# TENSION DISPLAYS

## 10' x 20' BOOTHS

### BOOTH 1204

| ITEM # | PRICE  | INCLUDES   |
|--------|--------|--|
| 200018 | \$3898 | 1 Wall, 2 Banners, 2 Case/Counters, 2 Side Shelves, 2 TV Mounts & 2 Lights (E) |

#### PRODUCT SPECIFICATIONS

| ITEM       | DIMENSIONS         | WEIGHT  |
|------------|--------------------|---------|
| Wall       | 95"Wx100"H         | 16 lbs. |
| Banner     | 60"Wx100"H         | 14 lbs. |
| Counter    | 38"W x 39"H x 19"D | 20 lbs. |
| Side Shelf | 20"W x 41"H x 14"D | 8 lbs.  |

\*TVs and flooring not included



### BOOTH 1210

| ITEM # | PRICE  | INCLUDES  |
|--------|--------|---|
| 200024 | \$3808 | 2 Walls, 1 Banner, 2 Case/Counters, 1 Side Shelf, 1 TV Mount & 2 Lights (E) |

#### PRODUCT SPECIFICATIONS

| ITEM       | DIMENSIONS         | WEIGHT  |
|------------|--------------------|---------|
| Wall       | 95"W x 90"H        | 16 lbs. |
| Banner     | 40"W x 128"H       | 13 lbs. |
| Counter    | 38"W x 39"H x 19"D | 20 lbs. |
| Side Shelf | 20"W x 41"H x 14"D | 8 lbs.  |

\*TV and flooring not included



### BOOTH 1218

| ITEM # | PRICE  | INCLUDES  |
|--------|--------|---|
| 200032 | \$4026 | 2 Walls, 2 Banners, 2 Case/Counters, 2 Side Shelves, 2 TV Mounts & 2 Lights (E) |

#### PRODUCT SPECIFICATIONS

| ITEM       | DIMENSIONS         | WEIGHT  |
|------------|--------------------|---------|
| Wall       | 79"W x 100"H       | 15 lbs. |
| Banner     | 40"W x 100"H       | 12 lbs. |
| Counter    | 38"W x 39"H x 19"D | 20 lbs. |
| Side Shelf | 20"W x 41"H x 14"D | 8 lbs.  |

\*TVs and flooring not included



### BOOTH 1205

| ITEM # | PRICE  | INCLUDES  |
|--------|--------|---|
| 200019 | \$4093 | 2 Walls, 2 Banners, 2 Case/Counters, 2 Side Shelves, 2 TV Mounts & 2 Lights (E) |

#### PRODUCT SPECIFICATIONS

| ITEM       | DIMENSIONS         | WEIGHT  |
|------------|--------------------|---------|
| Wall       | 79"W x 100"H       | 15 lbs. |
| Banner     | 40"W x 128"H       | 13 lbs. |
| Counter    | 38"W x 39"H x 19"D | 20 lbs. |
| Side Shelf | 20"W x 41"H x 14"D | 8 lbs.  |

\*TVs and flooring not included



# TENSION DISPLAYS

## 10' x 20' BOOTHS

### BOOTH 1214

| ITEM # | PRICE  | INCLUDES  |     |
|--------|--------|---|-----|
| 200028 | \$4083 | 2 Walls, 2 Banners, 2 Case/Counters, 2 Side Shelves, 2 TV Mounts & 2 Lights | (E) |

#### PRODUCT SPECIFICATIONS

| ITEM       | DIMENSIONS         | WEIGHT  |
|------------|--------------------|---------|
| Wall       | 79"W x 100"H       | 15 lbs. |
| Banner     | 40"W x 100"H       | 17 lbs. |
| Counter    | 38"W x 39"H x 19"D | 20 lbs. |
| Side Shelf | 20"W x 41"H x 14"D | 8 lbs.  |

\*TVs and flooring not included



### BOOTH 1216

| ITEM # | PRICE  | INCLUDES  |     |
|--------|--------|---|-----|
| 200030 | \$3948 | 2 Walls, 1 Banner, 2 Case/Counters, 2 Side Shelves, 1 TV Mount & 2 Lights | (E) |

#### PRODUCT SPECIFICATIONS

| ITEM       | DIMENSIONS         | WEIGHT  |
|------------|--------------------|---------|
| Wall       | 95"W x 90"H        | 16 lbs. |
| Banner     | 40"W x 100"H       | 17 lbs. |
| Counter    | 38"W x 39"H x 19"D | 20 lbs. |
| Side Shelf | 20"W x 41"H x 14"D | 8 lbs.  |

\*TV and flooring not included



### BOOTH 1217

| ITEM # | PRICE  | INCLUDES  |     |
|--------|--------|---|-----|
| 200031 | \$3796 | 2 Walls, 1 Banner, 2 Case/Counters, 1 TV Mount/Shelf & 2 Lights | (E) |

#### PRODUCT SPECIFICATIONS

| ITEM    | DIMENSIONS         | WEIGHT  |
|---------|--------------------|---------|
| Wall    | 95"W x 100"H       | 16 lbs. |
| Banner  | 40"W x 102"H       | 17 lbs. |
| Counter | 38"W x 39"H x 19"D | 20 lbs. |

\*TV and flooring not included



### BOOTH 1211

| ITEM # | PRICE  | INCLUDES   |     |
|--------|--------|--|-----|
| 200025 | \$4166 | 1 Wall, 4 Banners, 2 Case/Counters, 2 Side Shelves, 2 TV Mounts & 2 Lights | (E) |

#### PRODUCT SPECIFICATIONS

| ITEM          | DIMENSIONS         | WEIGHT  |
|---------------|--------------------|---------|
| Wall          | 79"W x 90"H        | 15 lbs. |
| Angled Banner | 40"W x 100"H       | 12 lbs. |
| Curved Banner | 40"W x 100"H       | 17 lbs. |
| Counter       | 38"W x 39"H x 19"D | 20 lbs. |
| Side Shelf    | 20"W x 41"H x 14"D | 8 lbs.  |

\*TVs and flooring not included



# TENSION DISPLAYS

## 10' x 20' BOOTHS

### BOOTH 1201

| ITEM # | PRICE  | INCLUDES  |     |
|--------|--------|---|-----|
| 200015 | \$5261 | 4 Banners, 2 Towers, 2 Arches, 1 Case/Counter, 2 Side Shelves, 2 TV Mounts & 2 Lights | (E) |

#### PRODUCT SPECIFICATIONS

| ITEM       | DIMENSIONS          | WEIGHT  |
|------------|---------------------|---------|
| Banner     | 40"W x 90"H         | 11 lbs. |
| Tower      | 40"W x 120"H x 16"D | 42 lbs. |
| Arch       | 40"W x 91"H x 102"D | 22 lbs. |
| Counter    | 38"W x 39"H x 19"D  | 20 lbs. |
| Side Shelf | 20"W x 41"H x 14"D  | 8 lbs.  |

\*TVs and flooring not included



### BOOTH 1202

| ITEM # | PRICE  | INCLUDES   |     |
|--------|--------|--|-----|
| 200016 | \$5240 | 2 Walls, 1 Tower, 1 Arch, 2 Case/Counters, 1 TV Mount & 2 Lights | (E) |

#### PRODUCT SPECIFICATIONS

| ITEM    | DIMENSIONS          | WEIGHT  |
|---------|---------------------|---------|
| Wall    | 95"W x 100"H        | 16 lbs. |
| Tower   | 40"W x 120"H x 16"D | 42 lbs. |
| Arch    | 40"W x 91"H x 102"D | 22 lbs. |
| Counter | 38"W x 39"H x 19"D  | 20 lbs. |

\*TV and flooring not included



### BOOTH 1219

| ITEM # | PRICE  | INCLUDES  |  |
|--------|--------|---|--|
| 200033 | \$4693 | 1 Wall, 2 Display Counters, 1 Case/Counter & 2 Lights (E) |  |

#### PRODUCT SPECIFICATIONS

| ITEM            | DIMENSIONS         | WEIGHT  |
|-----------------|--------------------|---------|
| Wall            | 235"W x 90"H       | 25 lbs. |
| Display Counter | 37"W x 78"H x 18"D | 41 lbs. |
| Counter         | 38"W x 39"H x 19"D | 20 lbs. |

\*Flooring not included



### BOOTH 1220

| ITEM # | PRICE  | INCLUDES  |  |
|--------|--------|---|--|
| 200034 | \$4980 | 3 Walls, 2 Banners, 6 Shelves, 2 TV Mounts & 2 Lights (E) |  |

#### PRODUCT SPECIFICATIONS

| ITEM           | DIMENSIONS   | WEIGHT  |
|----------------|--------------|---------|
| Wall           | 95"W x 90"H  | 16 lbs. |
| Left Wall      | 79"W x 90"H  | 15 lbs. |
| Banner         | 40"W x 128"H | 13 lbs. |
| Clothing Shelf | 28"W x 92"H  | 28 lbs. |
| Shelf          | 28"W x 92"H  | 26 lbs. |

\*TVs, clothing, hangers and flooring not included



# ▶ TENSION DISPLAYS

## 20' x 20' BOOTHS


### BOOTH 2201

| ITEM # | PRICE  | INCLUDES                                       |     |
|--------|--------|--|-----|
| 200035 | \$4161 | 1 Tower, 2 Arches, 2 Case/Counters, & 2 Lights | (E) |

#### PRODUCT SPECIFICATIONS

| ITEM    | DIMENSIONS          | WEIGHT  |
|---------|---------------------|---------|
| Tower   | 40"W x 120"H x 16"D | 42 lbs. |
| Arch    | 40"W x 91"H x 102"D | 22 lbs. |
| Counter | 38"W x 39"H x 19"D  | 20 lbs. |

\*Flooring not included



### BOOTH 2202

| ITEM # | PRICE  | INCLUDES  |     |
|--------|--------|---|-----|
| 200036 | \$7217 | 4 Towers, 4 Case/Counters, 8 Side Shelves, 4 TV Mounts & 4 Lights | (E) |

#### PRODUCT SPECIFICATIONS

| ITEM       | DIMENSIONS          | WEIGHT  |
|------------|---------------------|---------|
| Tower      | 40"W x 120"H x 16"D | 42 lbs. |
| Counter    | 38"W x 39"H x 19"D  | 20 lbs. |
| Side Shelf | 10"W x 40"L         | 8 lbs.  |

\*TVs and flooring not included



# ▶ TENSION DISPLAYS



- ✓ Easy to assemble with tubing technology.
- ✓ The snug fitting sleeve provides a smooth presentation of your high resolution printed graphics.




## PRODUCT FEATURES



**A. THUMB LOCK PUSH BUTTON**  
*Push button technology to lock and unlock the tubing frame.*



**C. NUMBER MATCHING SYSTEM**  
*Connect each pole with its respective number to easily assemble.*



**B. ALUMINUM POLES**  
*Strong and durable aluminum tubes.*



**D. WRINKLE-FREE FITTED FABRIC**  
*Easily slides on to create a sleek presentation.*



# TENSION DISPLAYS

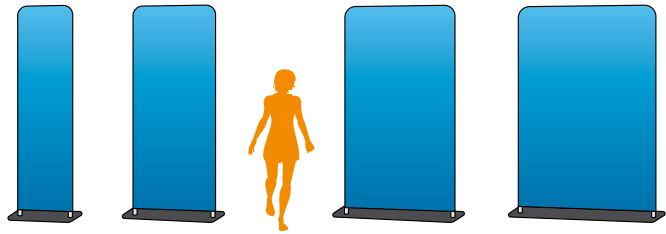
## TENSION BANNERS

### FULL DIGITAL PRINT + FRAME

| ITEM # | SIZE      | 1-4   | 5-9   | 10-19 | 20-49 | 50+       |
|--------|-----------|-------|-------|-------|-------|-----------|
| 200061 | 2' x 7.5' | \$193 | \$187 | \$181 | \$176 | \$170     |
| 200062 | 3' x 7.5' | \$259 | \$251 | \$243 | \$236 | \$229     |
| 200063 | 4' x 7.5' | \$339 | \$327 | \$317 | \$307 | \$299     |
| 200064 | 5' x 7.5' | \$391 | \$379 | \$369 | \$356 | \$346 (E) |

### PRODUCT SPECIFICATIONS

| SIZE      | WEIGHT  |
|-----------|---------|
| 2' x 7.5' | 17 lbs. |
| 3' x 7.5' | 21 lbs. |
| 4' x 7.5' | 26 lbs. |
| 5' x 7.5' | 33 lbs. |



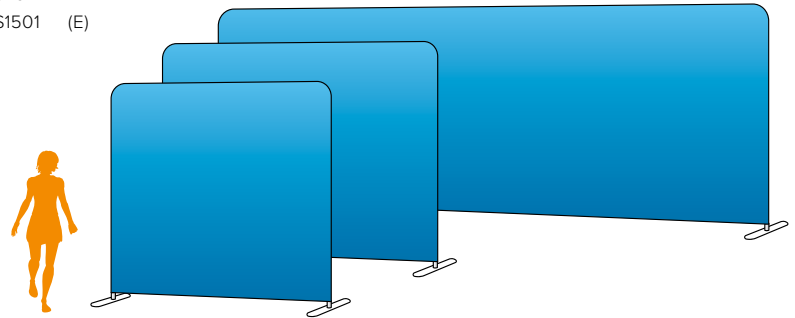
## STRAIGHT TENSION WALLS

### FULL DIGITAL PRINT + FRAME

| ITEM # | SIZE       | 1-4    | 5-9    | 10-19  | 20-49  | 50+        |
|--------|------------|--------|--------|--------|--------|------------|
| 200065 | 8' x 7.5'  | \$587  | \$577  | \$559  | \$541  | \$526      |
| 200066 | 10' x 7.5' | \$845  | \$827  | \$803  | \$785  | \$761      |
| 200067 | 20' x 7.5' | \$1648 | \$1630 | \$1565 | \$1549 | \$1501 (E) |

### PRODUCT SPECIFICATIONS

| SIZE       | WEIGHT  |
|------------|---------|
| 8' x 7.5'  | 19 lbs. |
| 10' x 7.5' | 20 lbs. |
| 20' x 7.5' | 36 lbs. |




## CURVED TENSION WALLS

### FULL DIGITAL PRINT + FRAME

| ITEM # | SIZE       | 1-4    | 5-9    | 10-19  | 20-49  | 50+        |
|--------|------------|--------|--------|--------|--------|------------|
| 200068 | 8' x 7.5'  | \$587  | \$577  | \$559  | \$541  | \$526      |
| 200069 | 10' x 7.5' | \$845  | \$827  | \$803  | \$785  | \$761      |
| 200070 | 20' x 7.5' | \$1648 | \$1630 | \$1565 | \$1549 | \$1501 (E) |

### PRODUCT SPECIFICATIONS

| SIZE       | WEIGHT  |
|------------|---------|
| 8' x 7.5'  | 14 lbs. |
| 10' x 7.5' | 18 lbs. |
| 20' x 7.5' | 33 lbs. |



# ▶ TENSION DISPLAYS

## CASE-2-COUNTER



### FULL DIGITAL PRINT + HARDWARE

| ITEM # | 1-4   | 5-9   | 10-19 | 20-49 | 50+   | (E) |
|--------|-------|-------|-------|-------|-------|-----|
| 200058 | \$406 | \$397 | \$389 | \$380 | \$369 |     |

### PRODUCT SPECIFICATIONS

| ITEM    | DIMENSIONS         | WEIGHT  |
|---------|--------------------|---------|
| Counter | 39"W x 40"H x 19"D | 20 lbs. |
| Case    | 19"W x 39"H x 12"D | 20 lbs. |

### PRODUCT FEATURES



**A**

#### A. CARRYING CASE


*Carries your tradeshow display and booth items.*



**C**

#### C. ADDITIONAL STORAGE

*Top podium offers additional storage space.*



**B**

#### B. EASY TO ASSEMBLE

*Simply insert the legs into the podium and reinforce the middle poles.*



**D**

#### D. ALUMINUM POLES

*Heavy duty aluminum poles for long lasting durability.*

### CONVENIENT SETUP

TRAVEL



UNLOAD



ASSEMBLE



PRESENT

