

SPEC SHEET + MEASUREMENTS

PORT AUTHORITY.

Port Authority® Collective Insulated Vest. J903

Product photo



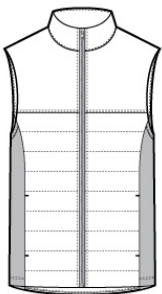
Insulation and stretch soft shell side panels make this vest a versatile, flattering and cozy cold-weather layer.

- 100% polyester woven shell
- 100% polyester printed lining with 100% polyfill insulation behind the outer quilted woven shell
- 100% polyester knit bonded to a water-resistant film insert and a 100% polyester microfleece lining at side panels and under arms
- Can be zipped in and secured by snap attachments inside an outer layer
- Slightly longer length
- Molded center front zipper
- Stretch side panels
- Open front pockets
- Port Pocket™ for decoration access

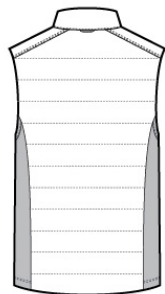
CARE INSTRUCTIONS

Machine wash cold with like colors; do not use fabric softener; tumble dry low; remove promptly; only non-chlorine bleach when needed; cool iron if necessary; do not dry clean.

Sketches



front



back

SPEC SHEET + MEASUREMENTS

PORT AUTHORITY

Port Authority® Collective Insulated Vest. J903

PRODUCT MEASUREMENTS

	XS	S	M	L	XL	2XL	3XL	4XL
Body Length at Front	27 1/2	28 3/4	29 3/4	30 3/4	31 3/4	32 3/4	33 1/4	33 3/4
Chest Width	19	20 1/2	22	23 1/2	25	26 1/2	28 1/2	30 1/2

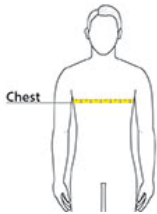
Body Length at Front: Measure from high point shoulder to lowest point of hem at front.

Chest Width: Measured across the chest one inch below armhole when laid flat.

SIZE CHARTS

	XS	S	M	L	XL	2XL	3XL	4XL
Chest	32-34	35-37	38-40	41-43	44-46	47-49	50-53	54-57

HOW TO MEASURE



CHEST

Measure under the arm and around the fullest part of the chest with arms down, keeping tape horizontal.

SPEC SHEET + MEASUREMENTS

PORT AUTHORITY.

Port Authority® Collective Insulated Vest. J903

COLORS



Deep Black
PMS BLACK
C



Graphite
PMS 7540C



Gustly Grey
PMS COOL
GRAY 8C