

# SPEC SHEET + MEASUREMENTS

**PORT&CO.**

Port & Co<sup>™</sup> Washed Twill Cap. CP78

## Product photo



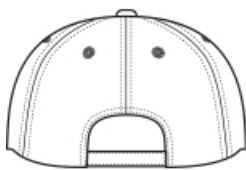
A great casual look with a smooth washed twill texture.

- Fabric: 100% cotton washed twill
- Structure: Unstructured
- Profile: Low
- Closure: Hook and loop

## Sketches



front



back

# SPEC SHEET + MEASUREMENTS

**PORT&CO.**

Port & Co™ Washed Twill Cap. CP78

## PRODUCT MEASUREMENTS

	OSFA
Crown Height	6 3/8
Width of Front Panel(s)	7 7/8
Bill/Visor Length	2 3/4

**Crown Height:** Measure from middle of button at top, to brim seam along center front.

**Width of Front Panel(s):** Measure from side seam to side seam along bottom of crown (where bill meets crown along seam).

**Bill/Visor Length:** Measure from outside edge of bill to crown seam at center front.

## SIZE CHARTS

	OSFA
Hat Size	6 5/8- 8
Head Size	20 7/8- 25 1/8

# SPEC SHEET + MEASUREMENTS

**PORT&CO.**









Port & Co<sup>™</sup> Washed Twill Cap. CP78

## HOW TO MEASURE

### HATS

Measure the circumference around the head, above the eyebrow and at the widest part of the head.  
Divide number by 3.14 for hat size.

## COLORS

							
Black PMS BLACK C	Chrome PMS 7537C	Deep Smoke PMS 425C	Hunter PMS 5535C	Khaki PMS 7530C	Navy PMS 433C	Red PMS 7427C	Royal PMS 654C