

SPEC SHEET + MEASUREMENTS

PORT AUTHORITY

Port Authority® Insulated Lunch Tote. BG518

Product photo



- 600D x 450D polyester
- Zippered, insulated main compartment
- Front slip pocket
- Dyed-to-match web handles
- Dimensions: 7.75"h x 9.5"w x 5"d
- Capacity: 335.6 cu. in./5.5 L
- Weight: 0.26 lbs./0.12 kg

Note: Bags not intended for use by children 12 and under.

Sketches



front









back

SPEC SHEET + MEASUREMENTS

PORT AUTHORITY

Port Authority® Insulated Lunch Tote. BG518

COLORS

					
Coral Splash PMS 2345C	Deep Black PMS BLACK C	Grey Steel PMS 7540C	Parcel Blue PMS 7461C	Rich Red PMS 207C	River Blue Navy PMS 533C