

SPEC SHEET + MEASUREMENTS

PORT&CO.

Port & Co[™] Core Fleece Sweatpant. PC78SP

Product photo



Cozy sweats in our core weight.

- 7.8-ounce, 50/50 cotton/poly fleece
- Air jet yarn for softness
- Elastic, self-fabric waistband
- Dyed-to-match drawcord
- Side pockets
- Elastic cuffs
- Removable tag for comfort and relabeling

CARE INSTRUCTIONS

Machine Wash Cold Inside Out With Like Colors. Only Non-Chlorine Bleach When Needed. Tumble Dry Low. Do Not Iron.

Sketches



front



back

SPEC SHEET + MEASUREMENTS

PORT&CO.

Port & Co[™] Core Fleece Sweatpant. PC78SP

PRODUCT MEASUREMENTS

	S	M	L	XL	2XL	3XL	4XL
Waist	13 1/2	14 3/4	16	17 7/8	19 3/8	20 7/8	22 3/8
Inseam	30 1/2	30 1/2	30 1/2	31	31	31	31

Waist: Measured point to point across the waistband when laid flat.

Inseam: Measured from crotch seam to hem.

SIZE CHARTS

	S	M	L	XL	2XL	3XL	4XL
Waist	29-31	32-34	35-37	38-40	41-43	44-47	48-51

HOW TO MEASURE



WAIST






Measure around the smallest part of the natural waist.

SPEC SHEET + MEASUREMENTS

PORT&CO.

Port & Co[™] Core Fleece Sweatpant. PC78SP

COLORS

				
Ash	Athletic Heather PMS COOL GRAY 7C	Dark Heather Grey PMS 7540C	Jet Black PMS BLACK C	Navy PMS 2380C