

## SPEC SHEET + MEASUREMENTS



Wink® Unisex Tall WorkFlex Cargo Pant. WW3150T

### Product photo



- 65/35 poly/cotton
- Mechanical stretch
- Flat front full drawstring and half-back elastic waistband
- Front slash pockets
- Right side cargo pocket
- Single back pocket
- Straight leg
- 33-inch inseam
- Wink® heat transfer logo at cargo pocket
- Classic fit

### CARE INSTRUCTIONS

Machine Wash Cold With Like Colors. Gentle Cycle. Use Only Non-Chlorine Bleach When Needed. Tumble Dry Low. Remove Promptly From Dryer. Cool Iron When Needed.

### Sketches



front



back

# SPEC SHEET + MEASUREMENTS



Wink® Unisex Tall WorkFlex Cargo Pant. WW3150T

## PRODUCT MEASUREMENTS

|        | XST    | ST     | MT     | LT     | XLT    | 2XLT |
|--------|--------|--------|--------|--------|--------|------|
| Inseam | 33     | 33     | 33     | 33     | 33     | 33   |
| Waist  | 27 1/2 | 30 1/2 | 33 1/2 | 36 1/2 | 39 1/2 | 43   |

**Inseam:** Measured from crotch seam to hem.

**Waist:** Measured point to point across the waistband when laid flat.

## SIZE CHARTS

|       | XST   | ST    | MT    | LT    | XLT   | 2XLT  |
|-------|-------|-------|-------|-------|-------|-------|
| Waist | 25-26 | 27-29 | 30-32 | 33-36 | 37-40 | 41-44 |

## HOW TO MEASURE



### WAIST









Measure around the smallest part of the natural waist.

# SPEC SHEET + MEASUREMENTS



Wink<sup>®</sup> Unisex Tall WorkFlex Cargo Pant. WW3150T

## COLORS

|   |   |   |   |   |  |   |   |
|---|---|---|---|---|--|---|---|
|  |  |  |  |  |  |  |  |
| Black<br>PMS<br>PROCESS<br>BLACK C  | Ceil Blue<br>PMS 659C   | Navy<br>PMS 654C  | Pewter<br>PMS 432C  | Royal<br>PMS 2145C  | Teal Blue<br>PMS 320C  | White<br>PMS WHITE  | Wine<br>PMS 222C  |