

# SPEC SHEET + MEASUREMENTS

PORT AUTHORITY

## Port Authority® Women's Long Sleeve UV Daybreak Shirt. LW960

### Product photo



Sun and moisture are no problem for this versatile, lightweight, highly breathable shirt. Relaxed styling makes it perfect for outdoor or indoor wear.

- 2.2-ounce, 100% polyester poplin
- 2.5-ounce, 100% polyester poplin (White)
- Moisture-wicking
- UPF rating of 30
- Straight collar
- Dyed-to-match buttons
- Two chest pockets with concealment flaps and hook and loop closures
- Roll sleeves with button tabs
- Vented back panel with mesh ventilation
- Rounded hem

### CARE INSTRUCTIONS

Fasten Closures. Hook & Loop Before Washing. Do Not Wring. Machine Wash Cold Gentle Cycle With Like Colors. Only Non-Chlorine Bleach If Needed. Fabric Softener Not Recommended. Tumble Dry Low Remove Promptly.

### Sketches



front



back

# SPEC SHEET + MEASUREMENTS

PORT AUTHORITY

Port Authority® Women's Long Sleeve UV Daybreak Shirt.  
LW960

## PRODUCT MEASUREMENTS

	XS	S	M	L	XL	XXL	3XL	4XL
Size	2	4/6	8/10	12/14	16/18	20/22	24/26	28/30
Body Length at Back	26 1/4	26 3/4	27 1/4	27 3/4	28 1/4	28 3/4	29 1/4	29 3/4
Bust	19	20	21	22 1/2	24	25 1/2	27 1/2	29 1/2
Sleeve Length from Center Back	31 1/2	32	32 1/2	33 1/8	33 3/4	34 3/8	34 3/4	35 1/8
Pocket Height	5	5 1/4	5 1/4	5 1/4	5 1/4	5 1/2	5 1/2	5 1/2
Pocket Width	3 3/4	4	4	4	4	4 1/4	4 1/4	4 1/4

**Body Length at Back:** Measured from high point shoulder to finished hem at back.

**Bust:** Measured across the chest one inch below armhole when laid flat.

**Sleeve Length from Center Back:** Measure from Center Back neck to shoulder point to sleeve hem.

**Pocket Height:** Measure from top to bottom at center.

**Pocket Width:** Measure from side to side at top edge.

# SPEC SHEET + MEASUREMENTS

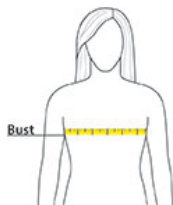
PORT AUTHORITY

Port Authority® Women's Long Sleeve UV Daybreak Shirt.  
LW960

## SIZE CHARTS

	XS	S	M	L	XL	XXL	3XL	4XL
Size	2	4/6	8/10	12/14	16/18	20/22	24/26	28/30
Bust	32-34	35-36	37-38	39-41	42-44	45-47	48-51	52-55






## HOW TO MEASURE



### BUST

Measure under the arm and around the fullest part of the bust with arms down, keeping tape horizontal.

## COLORS

				
Bright Seafoam PMS 564C	Deep Black PMS BLACK C	Light Blue PMS 644C	True Navy PMS 533C	White