

Port & Co™ Long Sleeve Fan Favorite Tee.
PC450LS



A tee that genuinely matches your favorite collegiate and professional sports team colors.

- 4.5-ounce, 100% ring spun cotton, 30 singles
- 90/10 cotton/poly (Athletic Heather)
- 50/50 cotton/poly (Dark Heather Grey)
- Removable tag for comfort and relabeling

CARE INSTRUCTIONS

Machine wash cold inside out with like colors. Only non-chlorine bleach when needed. Tumble dry low. Do not iron.



front



back

HOW TO MEASURE
















CHEST WIDTH
Measure under the arm and around the fullest part of the chest with arms down, keeping tape horizontal.

SIZE CHART

	S	M	L	XL	2XL	3XL	4XL	5XL	6XL
Chest	35-37	38-40	41-43	44-46	47-49	50-53	54-57	58-60	61-63

COLOR INFORMATION

Please note: PMS code information is shown only when an exact match is available.

 Athletic Heather PMS COOL GRAY 7C	 Athletic Kelly PMS 7733C	 Bright Gold PMS 1235C	 Bright Red PMS 186C	 Charcoal PMS COOL GRAY 11C	 Dark Heather Grey PMS 7540C	 Deep Navy PMS 532C	 Flash Green PMS 360C	 Forest Green PMS 7736C	 Jet Black PMS BLACK C	 Orange PMS 172C
 Team Cardinal PMS 201C	 Team Navy PMS 2766C	 Team Purple PMS 669C	 True Royal PMS 7687C	 White						