

# SPEC SHEET + MEASUREMENTS

PORT AUTHORITY.

## Port Authority® Untucked Fit SuperPro™ Oxford Shirt. S651

### Product photo



Look your best in a tried-and-true oxford that performs. Designed to release stains, our wrinkle-resistant SuperPro Oxford has a soft hand to keep you looking neat and professional all day long.

- 4.6-ounce, 60/40 cotton/poly
- A slim (but not tight) fit that sits closer to the body
- Button-down collar
- Pearlized buttons
- Left chest
- Rounded adjustable cuffs
- Shortened front and back hem for balanced, untucked wear

### CARE INSTRUCTIONS

Machine wash cold, with like colors, only non-chlorine bleach, tumble dry low, warm iron if needed.

### Sketches



front



back

# SPEC SHEET + MEASUREMENTS

PORT AUTHORITY

Port Authority® Untucked Fit SuperPro™ Oxford Shirt.  
S651

## PRODUCT MEASUREMENTS

	XS	S	M	L	XL	2XL	3XL	4XL
Body Length at Back	26 1/2	27 1/2	28 1/2	29 1/2	30 1/2	31 1/2	32	32 1/2
Chest	19	20 1/2	22	23 1/2	25	26 1/2	28 1/2	30 1/2
Sleeve Length	33 3/4	34 1/2	35 1/4	36	36 3/4	37 1/2	38 1/4	39
Neck	17	17	17 1/2	18	19	19 3/4	20 1/2	21 1/4
Pocket Height	5 1/8	5 1/8	5 3/8	5 3/8	5 3/8	5 3/8	5 3/8	5 5/8
Pocket Width	4 5/8	4 5/8	4 7/8	4 7/8	4 7/8	4 7/8	4 7/8	5 1/8

**Body Length at Back:** Measured from high point shoulder to finished hem at back.

**Chest:** Measured across the chest one inch below armhole when laid flat.

**Sleeve Length:** Start at center of neck and measure down shoulder, down sleeve to hem.

**Neck:** Measured from center of button to center of buttonhole.

**Pocket Height:** Measure from top to bottom at center.

**Pocket Width:** Measure from side to side at top edge.

# SPEC SHEET + MEASUREMENTS

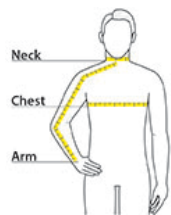
PORT AUTHORITY.

Port Authority® Untucked Fit SuperPro™ Oxford Shirt.  
S651

## SIZE CHARTS





	XS	S	M	L	XL	2XL	3XL	4XL
Chest	32-34	35-37	38-40	41-43	44-46	47-49	50-53	54-57
Neck	14 1/2 - 15	15 - 15 1/2	15 1/2 - 16	16 - 16 1/2	16 1/2 - 17	17 - 17 1/2	17 1/2 - 18	18 - 18 1/2
Arm	30 1/2	32	34	35	36 1/2	37 1/2	38 1/2	39 1/2

## HOW TO MEASURE



**Neck** Measure around the fullest part of the neck at the base.  
**Chest Width** Measure under the arm and around the fullest part of the chest with arms down, keeping tape horizontal. **Arm** Place hand on hip. Start at the center of the back of the neck and measure across the shoulder, to the elbow, and then down to the wrist.

## COLORS

			
Black PMS BLACK C	Navy PMS 3581C	Oxford Blue PMS 3506C	White