

SPEC SHEET + MEASUREMENTS

PORT AUTHORITY

Port Authority® Short Sleeve UV Dockside Shirt. W963

Product photo



Inspired by the classic camp shirt, our lightweight Dockside Shirt combines an easy-breezy vibe with sun protection and moisture-wicking performance.

- 3.2-ounce, 100% polyester woven ripstop
- UPF rating of 30+
- Moisture-wicking
- Easy care
- Open collar
- French placket with tonal buttons
- Left chest pocket

CARE INSTRUCTIONS

Machine Wash Cold With Like Colors. Do Not Use Fabric Softener. Do Not Bleach. Tumble Dry Low. Remove Promptly. Cool Iron If Necessary.

Sketches



front



back

SPEC SHEET + MEASUREMENTS

PORT AUTHORITY

Port Authority® Short Sleeve UV Dockside Shirt. W963

PRODUCT MEASUREMENTS

	XS	S	M	L	XL	2XL	3XL	4XL
Body Length at Back	28	29	30	31	32	33	33 1/2	34
Chest	20	21 1/2	23	24 1/2	26	27 1/2	29 1/2	31 1/2
Sleeve Length from Center Back	18 5/8	19 1/8	19 1/2	20	20 3/8	20 7/8	21 3/8	22
Neck Circumference	17 3/4	17 3/4	18 1/4	18 3/4	19 3/4	20 1/2	21 1/4	22
Chest Pocket Height	5	5	5 1/4	5 1/4	5 1/4	5 1/4	5 1/4	5 1/2
Chest Pocket Width	4 1/2	4 1/2	4 3/4	4 3/4	4 3/4	4 3/4	4 3/4	5

Body Length at Back: Measured from high point shoulder to finished hem at back.

Chest: Measured across the chest one inch below armhole when laid flat.

Sleeve Length from Center Back: Measure from Center Back neck to shoulder point to sleeve hem.

Neck Circumference: Measure from center of button to end of buttonhole along the center of the collar stand.

Chest Pocket Height: Measure from top to bottom at center.

SPEC SHEET + MEASUREMENTS

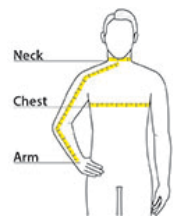
PORT AUTHORITY

Port Authority® Short Sleeve UV Dockside Shirt. W963

SIZE CHARTS






	XS	S	M	L	XL	2XL	3XL	4XL
Chest	32-34	35-37	38-40	41-43	44-46	47-49	50-53	54-57
Neck	14 1/2 - 15	15 - 15 1/2	15 1/2 - 16	16 - 16 1/2	16 1/2 - 17	17 - 17 1/2	17 1/2 - 18	18 - 18 1/2

HOW TO MEASURE



Neck Measure around the fullest part of the neck at the base.
Chest Width Measure under the arm and around the fullest part of the chest with arms down, keeping tape horizontal. **Arm** Place hand on hip. Start at the center of the back of the neck and measure across the shoulder, to the elbow, and then down to the wrist.

COLORS

				
Carolina Blue PMS 646C	Coral Reef PMS 2031C	Deep Black PMS BLACK C	Gusty Grey PMS COOL GRAY 7C	Sage PMS 4186C