

# SPEC SHEET + MEASUREMENTS

PORT AUTHORITY.

## Port Authority® Team Jacket. JP56

### Product photo



With sporty styling, the nylon shell repels water while the sweatshirt fleece lining provides comfort and warmth.

- 100% Teklon® nylon shell
- 100% polyester sweatshirt fabric body and hood lining, 100% polyester sleeve lining
- 1.5-ounce polyfill in sleeves
- Vislon® zippers
- Drawcord hood
- Locker loop
- Open front pockets
- Elastic cuffs with adjustable hook and loop closures
- Interior pocket with hook and loop closure
- Open hem with drawcord and toggle
- Port Pocket™ for decoration access

### Sketches



front



back

### CARE INSTRUCTIONS

Machine wash cold, gentle cycle. Tumble dry low. Cool iron if needed. Do not bleach.

# SPEC SHEET + MEASUREMENTS

PORT AUTHORITY

Port Authority® Team Jacket. JP56

## PRODUCT MEASUREMENTS

	XS	S	M	L	XL	2XL	3XL	4XL	5XL	6XL
Chest Width	22 1/2	24	25 1/2	27	28 1/2	30	31 1/2	33	37 1/2	39
Sleeve Length	32	34	36	37	38	38 1/2	39	39	42	42 1/2
Body Length at Back	27	27 1/2	28	28 1/2	29 1/2	30	31	31	32 1/2	33 1/2

**Chest Width:** Measured across the chest one inch below armhole when laid flat.

**Sleeve Length:** Start at center of neck and measure down shoulder, down sleeve to hem.

**Body Length at Back:** Measured from high point shoulder to finished hem at back.

## SIZE CHARTS

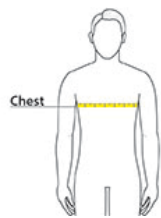
	XS	S	M	L	XL	2XL	3XL	4XL	5XL	6XL	7XL	8XL	9XL	10XL
Chest	32-34	35-37	38-40	41-43	44-46	47-49	50-52	54-57	58-60	61-63	64-66	67-69	70-72	73-75

# SPEC SHEET + MEASUREMENTS

PORT AUTHORITY.

Port Authority® Team Jacket. JP56







## HOW TO MEASURE



### CHEST

Measure under the arm and around the fullest part of the chest with arms down, keeping tape horizontal.

## COLORS

					
Black/ Light Oxford PMS BLACK C	Bright Navy/ Light Oxford PMS 533C	Hunter/ Light Oxford PMS 5467C	Maroon/ Light Oxford PMS 504C	Red/ Light Oxford PMS 200C	Royal/ Light Oxford PMS 7687C