

SPEC SHEET + MEASUREMENTS

JERZEES.

Jerzees® NuBlend® Sweatpant. 973M

Product photo



- 8-ounce, 50/50 cotton/poly NuBlend® pill-resistant fleece
- High-stitch density for a smooth-printing canvas
- Double-needle covered elastic waistband with inside drawcord
- Elastic cuffs
- Ash (formerly Birch)

Sketches



front



back

SPEC SHEET + MEASUREMENTS



Jerzees® NuBlend® Sweatpant. 973M

PRODUCT MEASUREMENTS

	S	M	L	XL	2XL	3XL
Waist	26	28	30	32	34	36
Inseam	30 1/2	31	31 1/2	32	32 1/2	33

Waist: Measured point to point across the waistband when laid flat.

Inseam: Measured from crotch seam to hem.

SIZE CHARTS

	S	M	L	XL	2XL	3XL
Waist	28-30	32-34	36-38	40 1/2-43	45 1/2-48	51-54

HOW TO MEASURE



WAIST












Measure around the smallest part of the natural waist.

SPEC SHEET + MEASUREMENTS



Jerzees® NuBlend® Sweatpant. 973M

COLORS

					JNavy		
Ash	Athletic Heather	Black PMS BLACK C	Black Heather	Forest Green		Maroon	Navy PMS 533 C
							
Oxford PMS 423C	Royal	True Red	White PMS NO MATCH				